

NEW AMERICANS IN MARYLAND




13.9% of Marylanders are foreign born.

13.7% of Marylanders are Latino or Asian.


44.9% of immigrants in the state are eligible to vote.

10.4% of registered voters are New Americans.



Maryland has 14,498 foreign students who contribute **\$419 million** to the state economy.

46.6% of foreign-born adults have a bachelor's degree or higher.




Immigrants are **17.9%** of the state's workforce. **6.2%** of the workforce is unauthorized.

Asian-owned businesses in Maryland have sales and receipts of **\$11.3 billion**.

Latino-owned businesses in Maryland have sales and receipts of **\$4.3 billion**.

The purchasing power of Maryland's Latino population and Asian population, respectively, is **\$13 billion** and **\$13.4 billion**.



87.1% of Maryland's children with immigrant parents are U.S. citizens.

87.1% of children with immigrant parents are English proficient.

DID YOU KNOW? Maryland would lose **\$15.3 billion** in economic activity if unauthorized immigrants were removed.