


Atlanta by the numbers.



ATLANTA'S GROWTH FROM 2010-2012



22%

foreign-born

>1%

native-born

4.5%
native-born vs.

6.6%

foreign-born
entrepreneurs



33,358

[or, 8%]

of foreign-born Atlantans in 2012



**one
out of five**

children live in bilingual or
non-English households





**TOP REGIONAL FOREIGN-BORN
POPULATION GROWTH, 2000-2010**

Georgia immigrant businesses generate

\$2.9 Billion

each year (12%) of

**BUSINESS
REVENUE**



TOP 10 COUNTRIES OF ORIGIN
(of foreign-born in metro Atlanta)